




Guide to Pioneering a XA ministry

Step 1

Complete Training process

1. Complete approved CMIT program.
2. It is recommended to have a couple years experience as staff prior to beginning pioneering process. (Not required)



Step 2

Respond to the Call & Vision


1. Confirm the call and timing to lead a ministry.
2. Contact DXAR & Area Director as to the desire to pioneer a ministry.
3. Begin evaluation process for placement.



Step 3

Assessment prior to Placement

1. Through DXAR & Area Director arrange to have an Pioneering Assessment.
2. Contact Pioneering Task force to find nearest Assessors. *Delyn Cole: delyn-cole@yahoo.com 406.925.0244* or *Paul Austin: paul@riverchurch.us 208.241.6504*
3. Schedule & Pay for Assessment interview.
4. If "released to pioneer" move forward with appointment—District or National.
5. If "Not released to pioneer" find appropriate role: *Direct existing Ministry, Associate Staff or be a member for a pioneering team.*



Step 4


Placement

1. With your Area Director & DXAR determine most strategic campus for you to pioneer.
2. Evaluate the health of the District & Local churches.
3. Evaluate the need of the campus.
4. Confirm call & commitment to specific campus.

Step 5

Support Raising

1. Support Raising Training
2. Support Raising Coach
3. While support raising should be networking to find partners for the pioneering effort: *Other Staff, Students to transfer, CMA's, XA Alumni, or Bi-Vocational Staff*
4. When over 50%-75% of budget move to target city. (This may vary depending on District specific issues, see DXAR.)

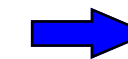


**80% - 100%
Budget
Raised**

Step 6

Pioneering Bootcamp

1. Schedule to take as many members of pioneering team to Pioneering Bootcamp. Each year at RUI & Regional Pioneering BootCamps.
2. Register for Bootcamp & Complete pre-work.
3. Attend Bootcamp.
4. Find a Coach for Pioneering Process. (*Contact Pioneering Task Force for trained coach or to arrange training for coach.*)



**100%
Budget
Raised**

Step 7

Launch Healthy Chi Alpha

- First Semester (possibly 2nd)*
1. Complete pioneering strategy for specific campus. (Apply bootcamp training.)
 2. Build student network on campus.
 3. Train leadership team.
 4. Prepare to Launch Ministry.
- Second Semester (possibly 3rd)*
LAUNCH Public Ministry